

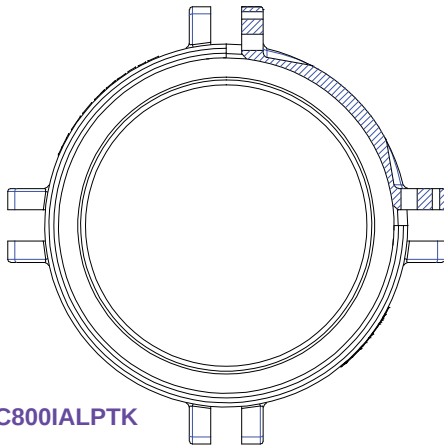
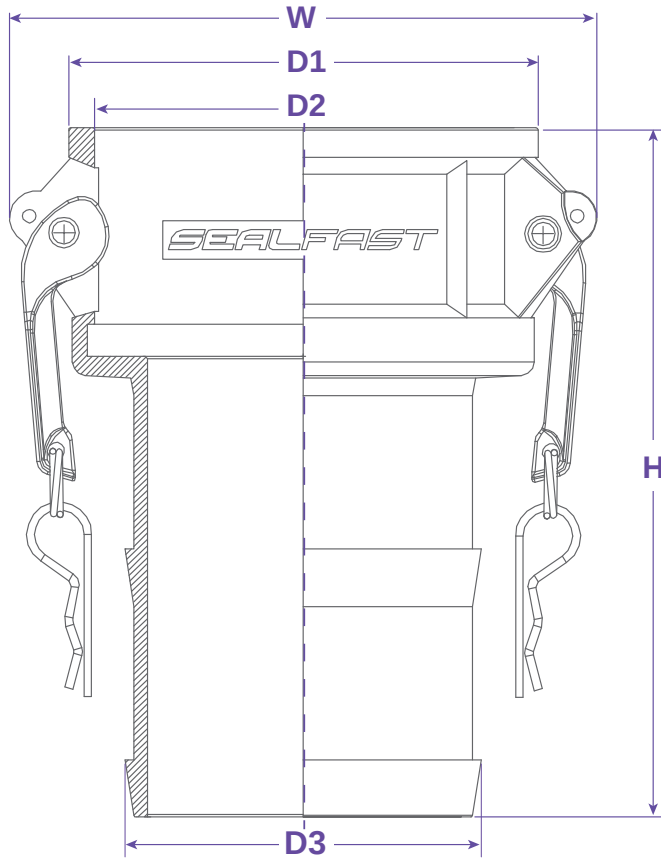
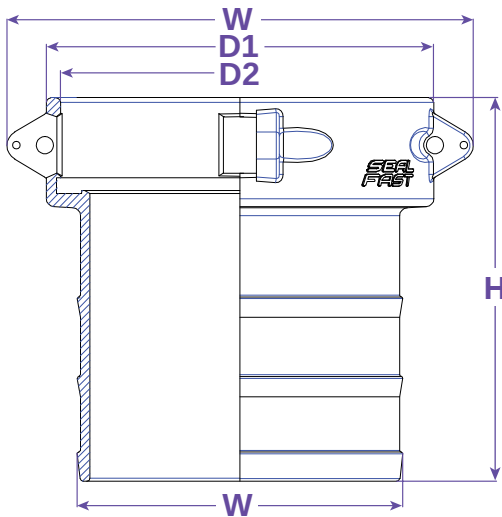


SEALFAST
THE SIMPLE SOLUTION

COUPLINGS & ACCESSORIES



TYPE C



8" C800IALPTK

FEATURES & APPLICATIONS:

• General Uses:

A camlock fitting is a type of coupling that is used to connecting hose and or pipes together that transfers liquids, powders and granules. A straight through connection is made that maintains the pipe size and allows the free flow of materials being transferred.

Size	Working PSI	D1	D2	D3	H	W	PART #
1/2"	125	1.240	0.965	0.594	2.480	2.008	C050SS, SS304
1/2" x 3/4"							C05075SS
3/4"	150	1.575	1.272	0.780	3.228	2.520	C075SS, SS304
1"	150	1.795	1.465	1.051	3.701	2.520	C100SS, SS304
1-1/4"	150	2.165	1.811	1.303	4.016	3.154	C125SS, SS304
1-1/2"	150	2.500	2.122	1.567	4.350	3.465	C150SS, SS304
2"	150	2.894	2.508	2.067	5.039	3.780	C200SS, SS304
2-1/2"	150	3.465	3.008	2.520	5.315	4.252	C250SS, SS304
3"	150	4.134	3.626	3.098	5.965	5.079	C300SS, SS304
4"	150	5.197	4.732	4.098	6.614	6.181	C400SS, SS304
5"	75	6.260	5.752	5.055	7.303	7.480	C500SS, SS304
6"	75	7.579	6.949	6.059	8.071	8.898	C600SS, SS304
8"	40	9.685	8.957	8.139	9.587	11.653	C800IALPTK

WARNING: Cam & Groove Couplings should **NOT** be used with any compressed gas, including steam or air. Metal fittings should **NOT** be used with Polypropylene Cam & Groove. Dust Caps and Dust Plugs are **NOT** designed for pressure applications.

Note: All Seal Fast Cam & Groove Stainless Bodies are 316 Investment with 304 Handles.

TITLE TYPE C - FEMALE COUPLER X SHANK

DISCLAIMER

All drawings and specifications are subject to change without notice. Drawings represent general dimensions of our products. Seal Fast cannot guarantee the dimensions in the drawing will exactly match those in the drawing. This drawing is the property of Seal Fast Inc. Copying or reproduction of this drawing is expressly prohibited.

MATERIAL

SUS 316, 304

DRAWING NOT TO SCALE

PART

C...SS, SS304

